












## Supporting Reading at Home

Try to make time to read with your child every day and encourage other family members and friends to do the same. **We cannot emphasise enough how important daily reading is for your child's continued development. The school sends books home that are matched to your child's reading level.** Use the following guidance to support when listening to your child read their independent reading book.

Day 1	<p><b>Decoding</b> – Breaking words up into phonemes then blending to create words</p> <p><b>Vocabulary</b> – Learning the meaning of new words</p>	<p><b>Predict:</b> Look at the front cover and discuss what can be seen, the characters, the type of text (fiction/non-fiction), what might happen and why etc.</p> <p><b>Review GPCs/Tricky words:</b> Look through the sounds and tricky words that will appear in the book. Address any misconceptions. Encourage children to recall with quick recognition.</p> <p><b>Read:</b> Child to read words within the text focusing on using their phonics as their main tool.</p> <p><b>Vocabulary:</b> As you listen to your child read, go through definitions of new vocabulary.</p> <p><b>Challenge:</b> How many words can you read fluently?</p>
Day 2	<p><b>Prosody</b> – Read in a way that is entertaining and interesting to the reader e.g. use of expression, change of volume, tone, stress of words/syllables/sounds, pitch, speed etc.</p>	<p><b>Review GPCs/Tricky words:</b> Look through the sounds and tricky words that will appear in the book. Address any misconceptions. Encourage children to recall with quick recognition.</p> <p><b>Read:</b> Encourage your child to read the book this time without sounding out every word aloud but remind them that it fine to do so if they need to.</p> <p><b>Vocabulary:</b> Check your child remembers the meaning of new vocabulary discussed the previous day.</p> <p><b>Prosody:</b> Read the book alongside your child and model reading with prosody. Ask your child to copy. Can they decide how they are going to read each sentence apply prosody to some words or part of words, whole/part of sentences etc.</p>
Day 3	<p><b>Comprehension</b> – Understanding what has been read to answer questions related to the text.</p>	<p><b>Review GPCs/Tricky words:</b> Look through the sounds and tricky words that will appear in the book. Address any misconceptions. Encourage children to recall with quick recognition.</p> <p><b>Read:</b> Encourage your child to read the book this time with prosody practised the previous day.</p> <p><b>Comprehension:</b> Choose a reading skill you want to focus on (see attached reading cards)</p> <p> <b>Vocabulary</b> – Draw upon knowledge of vocabulary to understand the text.</p> <p> <b>Inference</b> – Come to a logical conclusion from the information/evidence provided.</p> <p> <b>Prediction</b> – Predict what might happen based on the information that has been given.</p> <p> <b>Retrieval</b> – Identify and explain the key features of fiction and non-fiction texts such as: characters, events, titles and information.</p> <p> <b>Sequencing</b> – Sequence the key events in the story.</p> <p>Use the comprehension question cards to help with questioning. Encourage your child to explain how they know the answer – point to where it says in the text/shows in the picture etc.</p>

<h2 style="color: red;">Vocabulary</h2> <p>Draw upon knowledge of vocabulary in order to understand the text.</p> 	<h2 style="color: red;">Infer</h2> <p>Make inferences from the text.</p> 	<h2 style="color: red;">Predict</h2> <p>Predict what you think will happen based on the information that you have been given.</p> 	<h2 style="color: red;">Explain</h2> <p>Explain your preferences, thoughts and opinions about the text.</p> 	<h2 style="color: red;">Retrieve</h2> <p>Identify and explain the key features of fiction and non-fiction texts such as: characters, events, titles and information.</p> 	<h2 style="color: red;">Sequence</h2> <p>Sequence the key events in the story.</p> 
<p>Example questions</p> <ul style="list-style-type: none"> <li>• What does the word ..... mean in this sentence?</li> <li>• Find and copy a word, which means .....</li> <li>• What does this word or phrase tell you about.....?</li> <li>• Which word in this section do you think is the most important? Why?</li> <li>• Which of the words best describes the character/setting/ mood etc?</li> <li>• Can you think of any other words the author could have used to describe this?</li> <li>• Why do you think ..... is repeated in this section?</li> </ul>	<p>Example questions</p> <ul style="list-style-type: none"> <li>• Why was..... feeling.....?</li> <li>• Why did ..... happen?</li> <li>• Why did ..... say .....</li> <li>• Can you explain why.....?</li> <li>• What do you think the author intended when they said.....?</li> <li>• How does ..... make you feel?</li> </ul>	<p>Example questions</p> <ul style="list-style-type: none"> <li>• Look at the book cover/blurb - what do you think this book will be about?</li> <li>• What do you think will happen next? What makes you think this?</li> <li>• How does the choice of character or setting affect what will happen next?</li> <li>• What is happening? What do you think happened before? What do you think will happen after?</li> <li>• What do you think the last paragraph suggests will happen next?</li> </ul>	<p>Example questions</p> <ul style="list-style-type: none"> <li>• Who is your favourite character? Why?</li> <li>• Why do you think all the main characters are girls in this book?</li> <li>• Would you like to live in this setting? Why/why not?</li> <li>• Is there anything you would change about this story?</li> <li>• Do you like this text? What do you like about it?</li> </ul>	<p>Example questions</p> <ul style="list-style-type: none"> <li>• What kind of text is this?</li> <li>• Who did.....?</li> <li>• Where did.....?</li> <li>• When did.....?</li> <li>• What happened when.....?</li> <li>• Why did ..... happen?</li> <li>• How did .....?</li> <li>• How many.....?</li> <li>• What happened to.....?</li> </ul>	<p>Example questions</p> <ul style="list-style-type: none"> <li>• Can you number these events 1-5 in the order that they happened?</li> <li>• What happened after .....</li> <li>• What was the first thing that happened in the story?</li> <li>• Can you summarise in a sentence the opening/middle/end of the story?</li> <li>• In what order do these chapter headings come in the story?</li> </ul>