













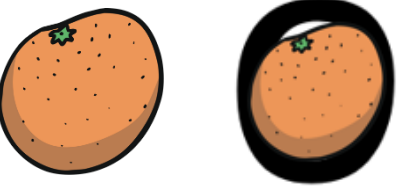














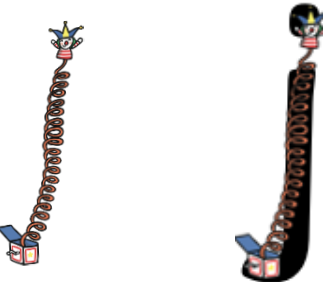







Grapheme/Sound Pronunciation	Mnemonic	Letter Formation Rhyme
<p style="text-align: center; font-size: 2em;">s</p> <p>Show your teeth and let the s hiss out sssss</p>	  <p>sssnake</p>	<p>Start at the snake's tongue. Watch out! Slide all the way round to his tail.</p>
<p style="text-align: center; font-size: 2em;">a</p> <p>Open your mouth wide and make the 'a' sound at the back of your mouth aaa</p>	  <p>a a apple</p>	<p>Start at the stalk, go back around the apple then slide down.</p>
<p style="text-align: center; font-size: 2em;">t</p> <p>Open your lips; put the tip of your tongue behind your teeth and press ttt</p>	  <p>t t tower</p>	<p>Go straight down the tower. Don't forget to add the curl at the bottom then cross the turrets.</p>
<p style="text-align: center; font-size: 2em;">p</p> <p>Bring your lips together, push them open and say pppp</p>	  <p>p p pirate</p>	<p>Start on the parrot's head, move down to the bottom of his feathers then go up and around the pirate's head.</p>
<p style="text-align: center; font-size: 2em;">i</p> <p>Pull your lips back and make the i sound at the back of your mouth iii</p>	  <p>i i insect</p>	<p>Move down the insect's body then dot its head.</p>

Grapheme/Sound Pronunciation	Mnemonic	Letter Formation Rhyme
<p style="text-align: center; font-size: 2em;">n</p> <p>Pen your lips a bit; put your tongue behind your teeth and make the sound nnnnn</p>	 <p style="text-align: center;">nnnnet</p>	<p>Start at the goalkeeper's head and then down to his boots. Go up and over the net and down the other side.</p>
<p style="text-align: center; font-size: 2em;">m</p> <p>Put your lips together and make the mmmmm sound</p>	 <p style="text-align: center;">mmmountain</p>	<p>Climb down then go up and over the first mountain then go up and over the second one.</p>
<p style="text-align: center; font-size: 2em;">d</p> <p>Put your tongue to the top and front of your mouth and make a quick d sound d d d</p>	 <p style="text-align: center;">d d dinosaur</p>	<p>Start on the dinosaur's back then slide around to his feet. Zoom up to his head then back down.</p>
<p style="text-align: center; font-size: 2em;">g</p> <p>Give me a big smile that shows your teeth; press the middle of your tongue to the top and back of your mouth; push your tongue down and forward to make the sound g</p>	 <p style="text-align: center;">g g girl</p>	<p>Start at the top of the girl's head, then back around her face. Slide all the way down her long plait and curl.</p>
<p style="text-align: center; font-size: 2em;">o</p> <p>Make your mouth into a round shape and say o o o</p>	 <p style="text-align: center;">o o orange</p>	<p>Start at the top of the orange and then curve all the way back around to the top.</p>

Grapheme/Sound Pronunciation	Mnemonic	Letter Formation Rhyme
<p>c k ck</p> <p>Open your mouth into a little smile; make your tongue flat and move it up towards the top of your mouth to say c c c c</p>	  <p>c c caterpillar</p>	<p>Start on the caterpillar's head, then curl around the caterpillar's body.</p>
<p>c k ck</p> <p>Open your mouth into a little smile; make your tongue flat and move it up towards the top of your mouth to say k k k k</p>	  <p>k k kangaroo</p>	<p>Start on the kangaroo's head and down to the bottom. Bounce back up to his tummy. Make a loop down his leg and add a big kick along his tail.</p>
<p>e</p> <p>Open your mouth wide and say e e e e</p>	  <p>e e egg</p>	<p>Slide up and make a loop to put the fried egg in. Curl back down.</p>
<p>u</p> <p>Open your mouth wide and say u u u u</p>	  <p>u u umbrella</p>	<p>Move down then make a curve around the umbrella. Go back up to the top and then down.</p>
<p>r</p> <p>Show me your teeth to make a rrrr sound</p>	  <p>r r robot</p>	<p>Start on the robot's head and all the way down to his wheels. Now go up and over his reached-out arm.</p>

Grapheme/Sound Pronunciation	Mnemonic	Letter Formation Rhyme
<p style="text-align: center; font-size: 2em;">h</p> <p>Open your mouth and breathe out sharply h h h</p>	 <p style="text-align: center;">h h horse</p>	<p>Brush the horse from his head down to his hooves. Go up to brush over his back and all the way to the end of his tail.</p>
<p style="text-align: center; font-size: 2em;">b</p> <p>Put your lips together and say b as you open them b b b</p>	 <p style="text-align: center;">b b boot</p>	<p>Go down the boot. Go halfway back up and whizz around the toe to the heel.</p>
<p style="text-align: center; font-size: 2em;">f ff</p> <p>Open your lips a little; put your teeth on your bottom lip and push the air out to make the sound ffffff</p>	 <p style="text-align: center;">f f flower</p>	<p>Buzz like a bee over the flower and down the stem. Then cross over the leaves.</p>
<p style="text-align: center; font-size: 2em;">l ll</p> <p>Open your mouth a little; put your tongue up to the top of your mouth behind your teeth and press lll lll lll</p>	 <p style="text-align: center;">ll leg</p>	<p>Straight down the long leg to the foot.</p>
<p style="text-align: center; font-size: 2em;">j</p> <p>Pucker your lips and show your teeth; use your tongue as you say j j j j</p>	 <p style="text-align: center;">j j jack-in-the-box</p>	<p>Move down the long spring to the box. Boing! Pop goes the head.</p>

Grapheme/Sound Pronunciation	Mnemonic	Letter Formation Rhyme
<p style="text-align: center;">v</p> <p>Put your teeth against your bottom lip and make a buzzing sound vvvv</p>	 <p>v v vulture</p>	<p>Swoop down the wing and back up to the tip of the other one.</p>
<p style="text-align: center;">w</p> <p>Pucker your lips and keep them small as you say w w w</p>	 <p>w w worm</p>	<p>Wiggly worm! Wiggle down and up; then down and up again to his head.</p>
<p style="text-align: center;">x</p> <p>Mouth open, then push the cs/x sound through as you close your mouth cs cs cs (x x x)</p>	 <p>x x exercise</p>	<p>Move down his hand across to his foot. Take your pencil off and start on his other hand. Go down and across to his other foot.</p>
<p style="text-align: center;">y</p> <p>Smile, tongue to the top of your mouth; say y without opening your mouth y y y</p>	 <p>y y yak</p>	<p>Slide down the yak's horn and up to the top of the other horn. The slide down to the bottom and curl.</p>
<p style="text-align: center;">z zz</p> <p>Show me your teeth and buzz the z sound zzzzzz</p>	 <p>zzzip</p>	<p>Unzip across the top, then down and across the bottom.</p>

Grapheme/Sound Pronunciation	Mnemonic	Letter Formation Rhyme
<p style="font-size: 2em; text-align: center;">qu</p> <p>Pucker your mouth, then open it as you say qu qu qu</p>	 <p style="text-align: center;">qu qu queen</p>	<p>From the top of the queen's crown go all the way around her face to the top. Then slide straight down her long hair and make a short straight kick.</p>
<p style="font-size: 2em; text-align: center;">sh</p> <p>Show me your teeth and push the air out sh, sh, sh, sh</p>	 <p style="text-align: center;">sh sh sheep</p>	
<p style="font-size: 2em; text-align: center;">ch</p> <p>Pucker your lips and show your teeth; use your tongue as you say ch ch ch</p>	 <p style="text-align: center;">ch ch cherry</p>	
<p style="font-size: 2em; text-align: center;">ng</p> <p>Open your mouth a bit and then use your tongue at the back of your mouth to say ng ng ng</p>	 <p style="text-align: center;">ng ng ring</p>	
<p style="font-size: 1.5em; text-align: center;">Soft th</p> <p>Tongue on your teeth; push the air out th th th</p> <p style="font-size: 1.5em; text-align: center;">Hard th</p> <p>Tongue on your teeth, teeth almost closed to make a 'buzzing' th th th</p>	 <p style="text-align: center;">th th thumb</p> <p style="text-align: center;">th th there</p>	